

BENCH

Designer: Hassell - Valdis Zvaigzne



SLAT OPTIONS

- Oiled hardwood
- Composite
- Clear anodised aluminium
- Wood grain aluminium

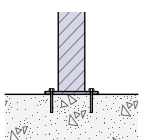
FRAME OPTIONS

- Hot dip galvanised mild steel
- 316 Stainless steel

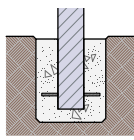
FRAME FINISHES

- Galvanised
- Powdercoated
- #4 brushed

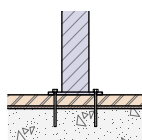
INSTALLATION



Bolt Down



In Ground



Bolt Through

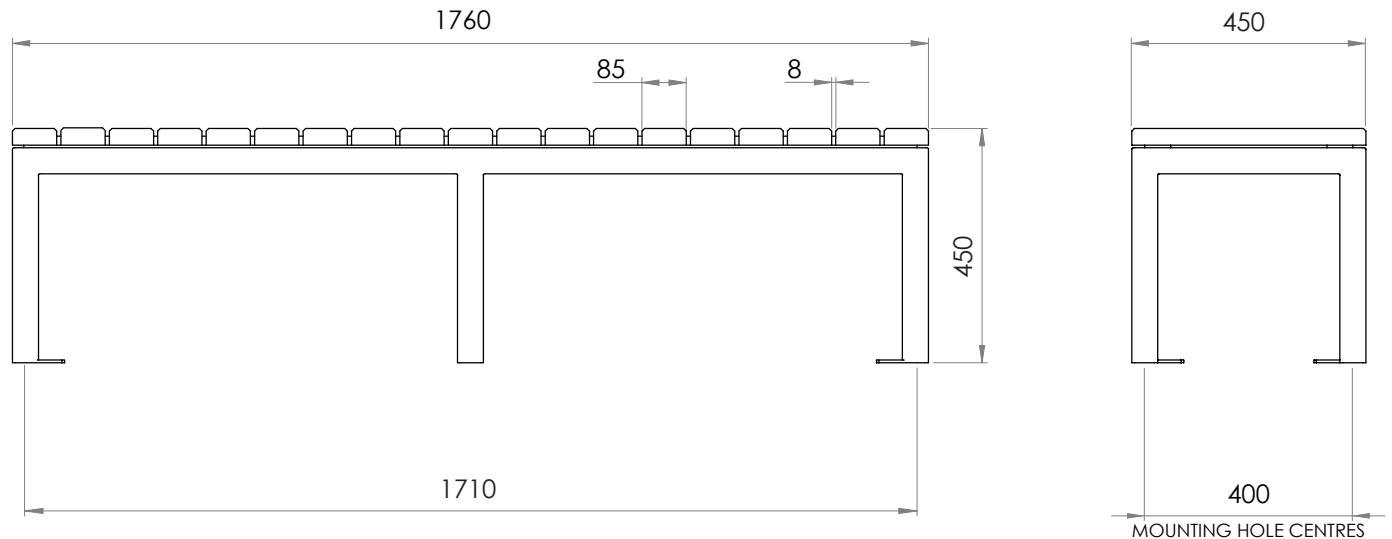
FIXINGS

- 12mm fixings for 14mm Diameter holes

Alternative materials and finishes available on request

SHORELINE BENCH

SPECIFICATIONS



All measurements are in millimetres. Drawings are not to scale.
Dimensions shown are for timber slat option.

PRODUCT CODE	FRAME FINISH	SLAT OPTIONS & SIZES (mm)
SHL002-HDG-GV-T	Galvanised	85x42 Oiled hardwood timber
SHL002-HDG-GV-C	Galvanised	60x40 Composite
SHL002-HDG-GV-A	Galvanised	65x35 Clear anodised aluminium
SHL002-HDG-GV-W	Galvanised	65x35 Wood grain aluminium
SHL002-HDG-PC-T	Powdercoated	85x42 Oiled hardwood timber
SHL002-HDG-PC-C	Powdercoated	60x40 Composite
SHL002-HDG-PC-A	Powdercoated	65x35 Clear anodised aluminium
SHL002-HDG-PC-W	Powdercoated	65x35 Wood grain aluminium
SHL002-S16-N4-T	#4 brushed	85x42 Oiled hardwood timber
SHL002-S16-N4-C	#4 brushed	60x40 Composite
SHL002-S16-N4-A	#4 brushed	65x35 Clear anodised aluminium
SHL002-S16-N4-W	#4 brushed	65x35 Wood grain aluminium